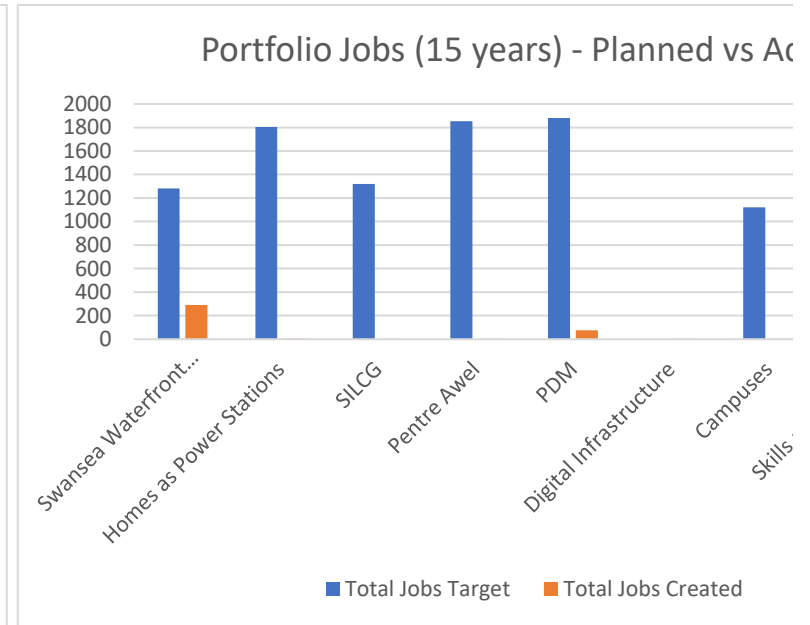
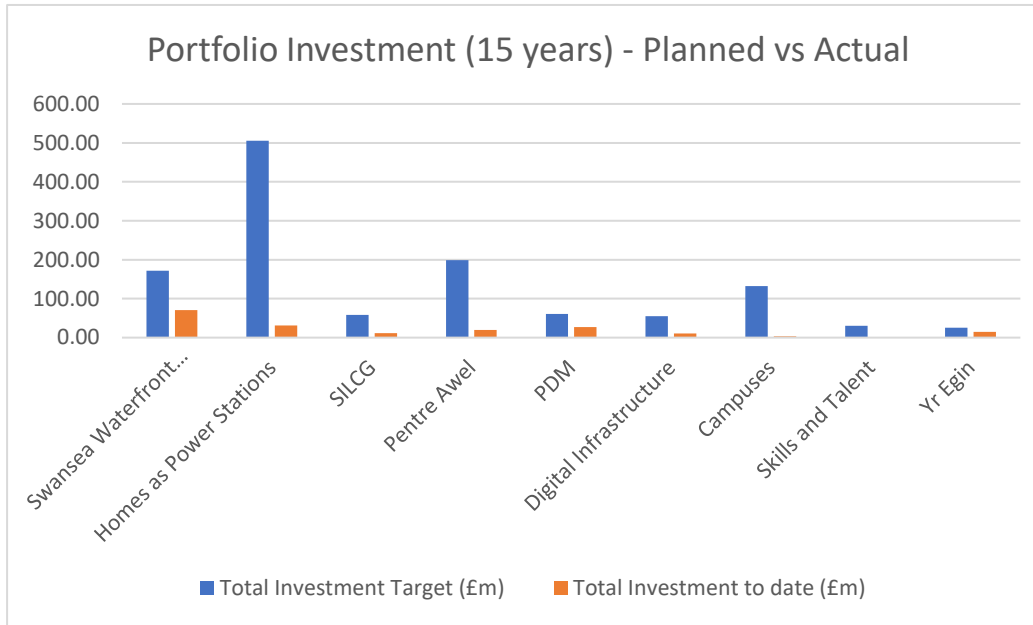


## Swansea Bay City Deal Benefits Recording Register - Portfolio Summary Up to

Project/Programme	Total Investment Target (£m)	Total Investment to date (£m)	Total Jobs Target	Total Jobs Created	Total GVA Target (£m)	Total GVA Created by end FY 21/22 (£m)	Business Case Status
Swansea Waterfront Digital District	171.54	70.63	1281	291	669.00	36.97	Approved - FBC
Homes as Power Stations	505.50	31.44	1804	5	251.00	0.00	Approved - OBC
SILCG	58.70	11.17	1320	1	93.00	0.00	Approved - OBC
Pentre Awel	199.19	19.67	1853	2	467.00	0.00	Approved - OBC
PDM	60.47	26.86	1881	77	343.00	12.60	Approved - OBC
Digital Infrastructure	55.30	10.43	0	3	318.80	0.00	Approved - OBC
Campuses	131.98	2.84	1120	2	150.00	0.04	OBC regionally approved
Skills and Talent	30.00	0.43	0	2	0	0.00	Submitted - OBC
Yr Egin	25.17	14.87	427	107	89.00	9.72	Approved - FBC
	<b>1237.85</b>	<b>188.33</b>	<b>9686</b>	<b>490</b>	<b>2380.80</b>	<b>59.33</b>	
		<b>15.21%</b>		<b>5.06%</b>		<b>2.49%</b>	

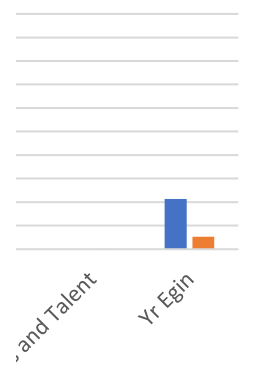


GVA is only currently reported on construction/delivery activity as the process for measuring wider GVA following delivery is not yet agreed

**October 2021**

<b>Project Stage</b>	<b>Stage Commencement</b>	<b>Stage Completion</b>
Partial Delivery (2/4)	Oct-19	Q4-2027
Pre-procurement	Jul-21	Q1-2022
Partial Delivery (2/7)	Nov-20	Q4-2025
Pre-construction	Oct-21	Q1-2022
Partial Delivery (1/4)	Sep-21	Q1-2024
Pre-procurement	Mar-21	Q2-2022
Pre-approval	Jul-21	Q1-2022
Pre-approval	Jul-21	Q4-2021
Partial Operation (1/2)	Sep-18	Q4-2023

Actual



Portfolio GVA (15 years) - Planned vs Actual

